


enhance

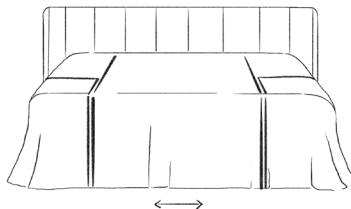
BY MARIA FENLON

WWW.MARIAFENLON.COM/ENHANCE

THROW




STEP NR. 1



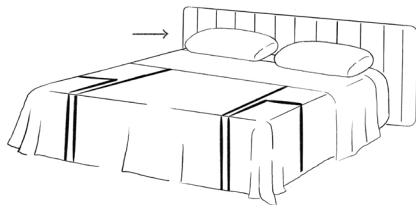
Line the bottom of the throw up with the floor and adjust the corners as desired.

STEP NR. 2



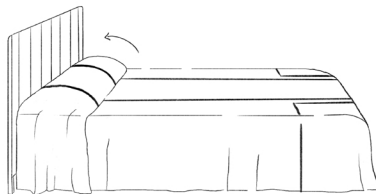
At the top of the bed, (bronze edge) fold down a section of the throw.

STEP NR. 3



Place pillows on top of the folded fabric.

STEP NR. 4



Fold the remaining fabric back over the pillows and tuck behind to tidy.

YOUR BED IS MADE!

